

Overview of Panoply Sources Browser Menu Options

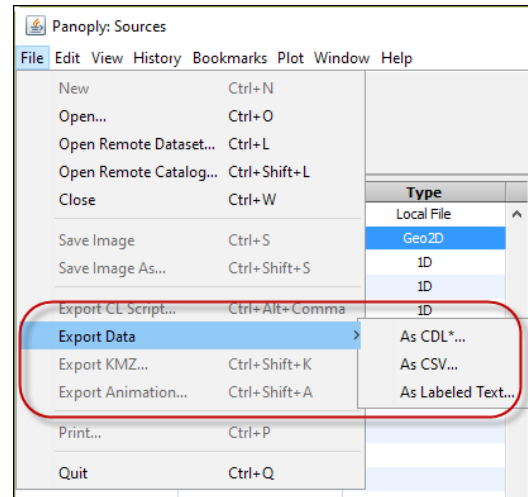
File Menu

To export data in CDL (text file including metadata and data), CSV (spreadsheet), or Labeled Text (tab delimited) formats,

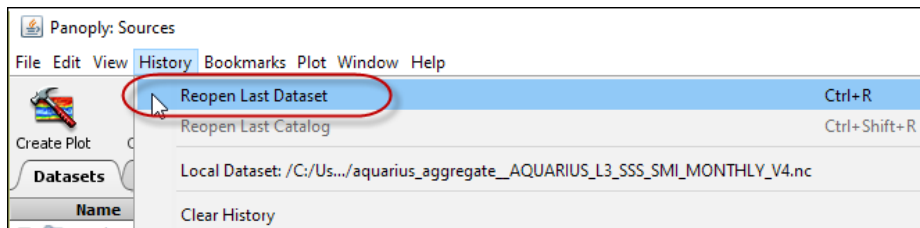
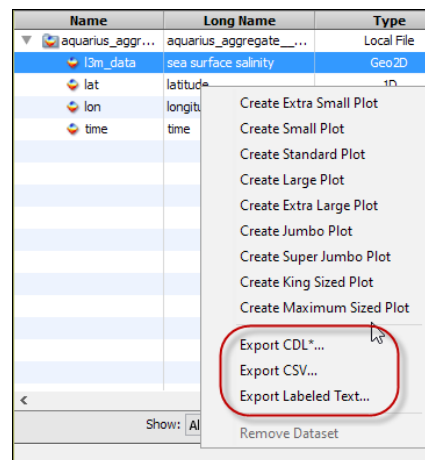
Highlight the data element you wish to export.

Click **File – Export Data – As...**

Note: The full dataset may only be exported as a CDL file.




Note: You can also right-click on any data element to export that data.

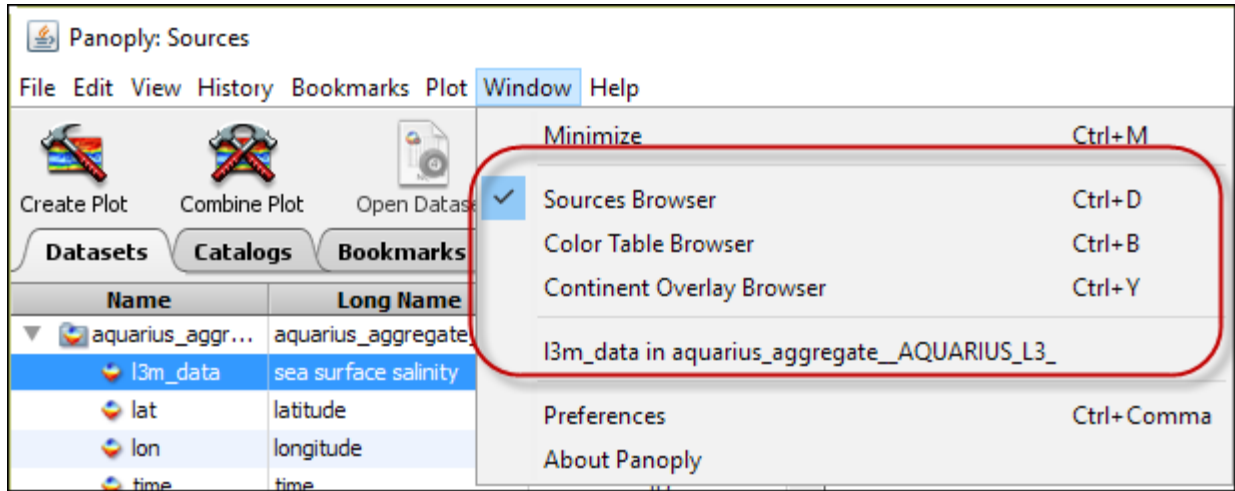


History Menu

To access a previous dataset file

Click **History – Reopen Last Dataset.**





Window Menu

To navigate between the Sources Browser and your Plot

Click **Window - ...**

Note: On the Mac, the **Preferences** and **About Panoply** options are found under the **Panoply** menu.

Preferences Feature

To make settings that apply to every Plot

Window – Preferences (Windows)
Panoply – Preferences (Mac)

Note: Many of these settings are also available on each individual plot.

